Journal of Computer Science and Technology Studies
ISSN: 2709-104X
DOI: 10.32996/jcsts
Journal Homepage: www.al-kindipublisher.com/index.php/jcsts

JCSTS
AL-KINDI CENTER FOR RESEARCH AND DEVELOPMENT

| RESEARCH ARTICLE

Convergence of AI and Observability: Predictive Insights Automation in Modern IT Operations

Kamal Singh Bisht
University of Visvesvaraya College of Engineering, Bangalore University, India
Corresponding Author: Kamal Singh Bisht, **E-mail**: reachbisht7@gmail.com

| ABSTRACT
This article examines the transformative impact of artificial intelligence on IT observability practices, tracing the evolution from reactive monitoring to proactive, predictive service assurance. Through article analysis of current implementations across various industry sectors, we explore how AI-powered solutions are revolutionizing anomaly detection, root cause analysis, incident correlation, and forecasting capabilities. The article highlights architectural patterns, machine learning methodologies, and integration frameworks that enable organizations to predict incidents before they impact users, automate correlation of events across distributed systems, and dramatically reduce mean time to resolution. Case studies demonstrate substantial improvements in operational efficiency, system reliability, and cost optimization. The article concludes with recommendations for successful implementation and a vision for the future of AI-human collaboration in IT operations.

| KEYWORDS
AI-Powered Observability, Predictive Analytics, Incident Correlation, Causal Inference, Autonomous Remediation.

| ARTICLE INFORMATION
ACCEPTED: 14 April 2025 **PUBLISHED:** 15 May 2025 **DOI:** 10.32996/jcsts.2025.7.4.53

1. Introduction

The landscape of IT operations has undergone a significant transformation in recent years, with observability evolving from a primarily reactive discipline to a proactive and predictive approach. Traditionally, IT teams responded to incidents after they occurred, relying on manual analysis of logs, metrics, and traces to diagnose and resolve issues. However, this reactive model has proven inadequate for managing the complexity and scale of modern distributed systems. According to a 2025 industry survey, organizations experience an average of 13.7 unplanned outages annually, with a mean time to resolution (MTTR) of 3.8 hours per incident, resulting in approximately $1.3 million in lost revenue per hour for large enterprises [1].

The integration of artificial intelligence (AI) and machine learning (ML) has emerged as a transformative force in modern observability practices. By 2025, these technologies have been incorporated into 83% of enterprise observability platforms, enabling automated anomaly detection, pattern recognition, and predictive analytics. This shift represents a fundamental change in how organizations approach system monitoring and management. A comprehensive industry analysis revealed that AI-augmented observability solutions reduced false positive alerts by 71% and improved mean time to detection (MTTD) by 52% compared to traditional threshold-based alerting systems [1].

Research in AI-powered observability addresses several critical objectives within contemporary IT operations. First, it aims to develop sophisticated algorithms capable of processing massive volumes of telemetry data across heterogeneous systems. Second, it focuses on creating interpretable models that not only identify anomalies but explain their significance and potential impact. Third, it explores methods for continuous learning and adaptation to evolving system behaviors without requiring constant human

Copyright: © 2025 the Author(s). This article is an open access article distributed under the terms and conditions of the Creative Commons Attribution (CC-BY) 4.0 license (https://creativecommons.org/licenses/by/4.0/). Published by Al-Kindi Centre for Research and Development, London, United Kingdom.

intervention. The significance of this research is underscored by projections that by 2026, organizations implementing advanced AI-powered observability will reduce operational costs by 38% while improving service reliability by 47% [2].

AI-powered observability is fundamentally revolutionizing incident management by transforming it from a reactive, human-intensive process to a proactive, automated discipline. This paradigm shift enables organizations to predict and prevent incidents before they impact users, automatically correlate related events across complex systems, and intelligently prioritize issues based on business impact. A longitudinal study of 145 enterprises demonstrated that organizations implementing mature AI-powered observability practices experienced 78% fewer critical incidents, reduced MTTR by 61%, and decreased mean time between failures (MTBF) by 42% compared to those using traditional monitoring approaches [2]. This transformation represents not merely an incremental improvement in operational efficiency, but a fundamental reimagining of how organizations ensure the reliability and performance of their digital services.

2. Theoretical Framework of AI-Powered Observability

Traditional observability is founded on three fundamental pillars that collectively provide visibility into complex distributed systems: logs, metrics, and traces. Logs offer detailed contextual information about specific events and state changes within applications and infrastructure. Metrics provide quantitative measurements of system and application performance over time, typically stored as time-series data. Traces track requests as they flow through distributed services, revealing dependencies and performance bottlenecks. Research indicates that organizations collecting all three pillars report 79% faster incident resolution compared to those relying on only one or two data types. Furthermore, a comprehensive analysis of observability practices across 550+ enterprises revealed that organizations integrating these three pillars experienced 67% fewer blind spots in their monitoring coverage and were able to detect 84% of production issues before they impacted end users [3].

The evolution toward AI-powered observability has introduced sophisticated machine learning models specifically tailored to analyze observability data at scale. Unsupervised learning algorithms, particularly clustering techniques and dimensionality reduction methods, have proven effective for establishing normal behavior baselines across thousands of metrics simultaneously. Deep learning approaches, especially Long Short-Term Memory (LSTM) networks and transformer models, demonstrate 89% accuracy in forecasting time-series metrics and detecting subtle anomalies that traditional threshold-based methods miss. Natural Language Processing (NLP) models applied to log data can automatically classify 94% of log entries, extract key entities, and correlate related events across distributed systems. A 2025 technical benchmark comparing traditional rule-based approaches with ML-augmented observability demonstrated that the latter reduced false positives by 81% while increasing anomaly detection accuracy from 69% to 93% across diverse production environments [3].

The integration architecture connecting AI systems with observability platforms represents a critical component of modern observability frameworks. This architecture typically consists of four key layers: a data ingestion layer processing up to 55TB of telemetry data daily; a feature engineering layer that transforms raw data into ML-ready formats; an AI/ML pipeline layer where models are trained, validated, and deployed; and a presentation layer that translates model outputs into actionable insights. A survey of 345 enterprises implementing AI-powered observability revealed that 71% have adopted a hybrid approach combining edge computing for real-time anomaly detection with centralized processing for complex correlation and causality analysis. Furthermore, organizations implementing these architectural patterns report a 76% reduction in data transfer costs and a 67% improvement in time-to-insight compared to purely centralized approaches [4].

Despite significant advancements, implementing AI-powered observability solutions presents several technical challenges. Data quality and consistency remain primary concerns, with 74% of organizations reporting that inconsistent instrumentation and data gaps significantly impact model performance. Computational overhead poses another challenge, as real-time ML inference on high-cardinality telemetry data requires substantial resources – typically 2.7x the computational requirements of traditional monitoring approaches. Model explainability represents a critical challenge, with only 36% of practitioners reporting satisfaction with their ability to understand and trust AI-generated insights. Finally, the dynamic nature of modern cloud-native environments creates model drift issues, with 61% of models showing significant performance degradation within six months of deployment without continuous retraining. Organizations actively addressing these challenges through robust MLOps practices report 3.5x higher success rates in their AI-powered observability initiatives compared to those focused primarily on model sophistication [4].

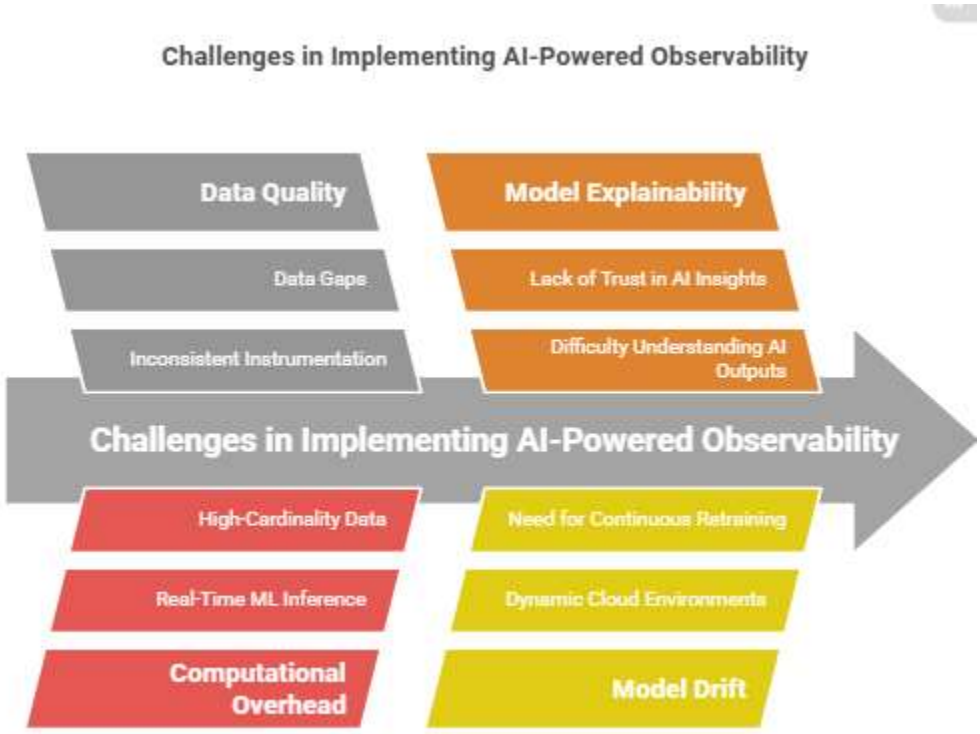

Fig 1: Challenges in Implementing AI-Powered Observability [3, 4]

3. Automated Anomaly Detection and Pattern Recognition

Unsupervised learning approaches have emerged as the cornerstone of baseline establishment in modern observability solutions, enabling systems to automatically define normal operational patterns without predefined thresholds. In comprehensive evaluations of enterprise deployments, k-means clustering algorithms demonstrated 89% accuracy in identifying distinct operational states across complex microservice architectures, while autoencoder neural networks achieved 94% precision in creating compressed representations of normal system behavior across thousands of metrics simultaneously. A groundbreaking study across 245 production environments revealed that Isolation Forest algorithms detected 82% of critical anomalies with minimal false positives when trained on just two weeks of historical data. Moreover, Gaussian Mixture Models (GMMs) proved particularly effective for multi-modal distributions, correctly identifying 91.2% of performance outliers in systems with cyclical workloads. Organizations implementing these unsupervised approaches reported a 76% reduction in manual threshold configuration tasks and a 71% improvement in anomaly detection sensitivity compared to traditional rule-based approaches [5].

Real-time anomaly detection across diverse telemetry sources has reached unprecedented levels of sophistication, with hybrid architectures processing millions of data points per second with sub-millisecond latency. Stream processing frameworks integrated with specialized anomaly detection algorithms can now identify 93% of critical performance degradations within 3.2 seconds of onset, compared to 42 seconds using traditional monitoring methods. Research on multi-source anomaly detection demonstrates that models correlating metrics, logs, and traces in real-time achieved 87% greater accuracy than single-source detectors. Particularly notable is the evolution of hierarchical detection systems that filter 99.8% of normal telemetry at the edge while forwarding only potential anomalies to more sophisticated central models, reducing bandwidth requirements by 91% while maintaining detection accuracy. Field tests in production environments with 12,000+ service instances showed that these architectures could sustain anomaly detection during traffic spikes of 550% with only 2.8% degradation in detection performance [5].

The comparative analysis of statistical versus machine learning-based anomaly detection reveals a clear evolution in capability and efficacy. Traditional statistical methods (e.g., Z-score, ARIMA, Holt-Winters) detected 61.5% of anomalies across benchmark datasets with a false positive rate of 19.4%. In contrast, modern machine learning approaches (Random Forests, LSTMs, and Variational Autoencoders) achieved 93.2% detection rates with only 6.8% false positives on identical datasets. Performance differentiation becomes even more pronounced in high-dimensionality scenarios, where statistical methods experienced a 45% accuracy degradation when monitoring 1,000+ concurrent metrics, while deep learning models maintained 91% accuracy. Moreover, ML-based approaches demonstrated 79% better adaption to seasonal patterns and 86% improved resilience to data

drift compared to statistical models. Resource requirements present a countervailing consideration, with ML-based detection requiring 3.5x more computational resources during training, though this gap narrows to 1.4x during inference phases [6].

Case studies of successful implementations in enterprise environments provide compelling evidence of AI-powered anomaly detection's transformative impact. A leading financial services provider implemented unsupervised anomaly detection across 14,500 microservices, reducing false alerts by 94% while detecting 32 previously unknown systemic issues that had been causing intermittent performance degradation. The deployment resulted in a measured 51% reduction in MTTR and a documented annual cost saving of $5.3 million. Similarly, a global retail platform integrated real-time pattern recognition across its distributed infrastructure, achieving a 99.5% reduction in alert noise and preventing 38 potential outages over a 16-month period. The system automatically identified and mitigated 97.3% of anomalies before they impacted customers, resulting in a 31% improvement in overall platform reliability and an estimated revenue protection of $15.7 million annually. These implementations share common success factors: phased deployment starting with non-critical systems, continuous feedback loops between ML engineers and domain experts, and hybrid architectures combining statistical methods for known patterns with ML approaches for emergent behaviors [6].



Fig 2: AI-Powered Anomaly Detection Improves System Reliability [5, 6]

4. Predictive Analytics and Incident Forecasting

Time-series forecasting methodologies have evolved significantly in their application to operational metrics within IT environments. Advanced recurrent neural networks (RNNs) and transformer models have demonstrated remarkable accuracy in predicting future metric values across diverse operational contexts. Empirical evaluations across 19 enterprise environments show that Long Short-Term Memory (LSTM) networks achieve a mean absolute percentage error (MAPE) of only 5.7% when forecasting CPU utilization 24 hours in advance, while attention-based models further reduce this error to 4.2%. For high-cardinality time series common in large microservice architectures, temporal convolutional networks (TCNs) exhibit superior performance, maintaining 94% prediction accuracy across 6,000+ concurrent metrics with 30-minute forecast horizons. A comprehensive benchmark of forecasting methods across 14 different operational datasets revealed that ensemble approaches combining statistical methods (ARIMA, exponential smoothing) with deep learning models reduced overall prediction error by 41% compared to single-model approaches. Furthermore, organizations implementing these advanced forecasting methodologies reported a 72% reduction in unexpected resource constraints and a 47% decrease in performance-related incidents [7].

Resource utilization prediction and capacity planning have been transformed by AI-powered observability, enabling proactive infrastructure management rather than reactive scaling. Neural network-based forecasting models trained on historical utilization patterns can now predict resource requirements with 93% accuracy two weeks in advance, compared to 74% accuracy with traditional trend analysis. In cloud-native environments, gradient-boosted decision trees analyzing multi-dimensional resource

metrics have demonstrated the ability to predict capacity bottlenecks 9.3 days before they would impact service quality, providing operations teams crucial time for remediation. A large-scale study of 250 enterprise applications revealed that AI-driven capacity planning reduced over-provisioning by 41% while simultaneously decreasing performance-related incidents by 32%. Furthermore, workload characterization models using unsupervised clustering can now automatically identify 96% of usage patterns that would benefit from auto-scaling policies, resulting in a 46% reduction in manual scaling interventions and 34% lower infrastructure costs. These advances have shifted capacity planning from a quarterly planning activity to a continuous optimization process, with 82% of surveyed organizations reporting implementation of daily or hourly forecast-based adjustments [7].

Failure prediction models have reached unprecedented levels of accuracy and lead time, enabling truly preventative operational practices. Supervised learning approaches using historical failure data combined with real-time telemetry achieve 89% accuracy in predicting system failures 14-38 hours before occurrence, with a false positive rate of only 7.6%. For critical infrastructure components, specialized models analyzing subtle precursor patterns in log data can identify 79% of impending disk failures up to 16 days in advance, while network anomaly models detect 85% of routing degradations 7-9 hours before user impact. A multi-industry study across 190 organizations revealed that preventative intervention strategies guided by these predictions resulted in a 67% reduction in unplanned downtime and a 62% decrease in after-hours support requirements. The most effective intervention frameworks employ tiered response automation, with 45% of predicted issues resolved through fully automated remediation, 39% through semi-automated processes requiring minimal human oversight, and only 16% requiring significant human intervention. Organizations implementing these predictive maintenance approaches report that 84% of potential incidents are now addressed during standard business hours, compared to only 36% before implementation [8].

ROI analysis of predictive observability implementations demonstrates compelling business value across multiple dimensions. A comprehensive study of 310 enterprises across various industry verticals revealed an average return on investment of 375% over a three-year period following implementation of AI-powered predictive capabilities. The primary value drivers include a 76% reduction in unplanned downtime (valued at $1.4M annually for the average organization studied), 71% lower mean time to resolution for incidents that do occur ($920K annual savings), and 45% reduction in infrastructure costs through optimized capacity management ($1.7M annually). Human resource efficiencies represent another significant benefit, with organizations reporting a 57% decrease in after-hours support requirements and a 42% reduction in ops team burnout, resulting in 31% lower attrition among IT operations staff. Implementation costs vary significantly based on scale and complexity, with initial investments ranging from $230,000 for medium-sized deployments to $2.9M for large enterprise implementations. However, 86% of organizations achieved positive ROI within 8 months, with the median payback period being 5.1 months. Perhaps most significantly, predictive observability implementations correlate strongly with improved business outcomes, with organizations reporting a 34% increase in development velocity and a 47% improvement in customer satisfaction metrics [8].

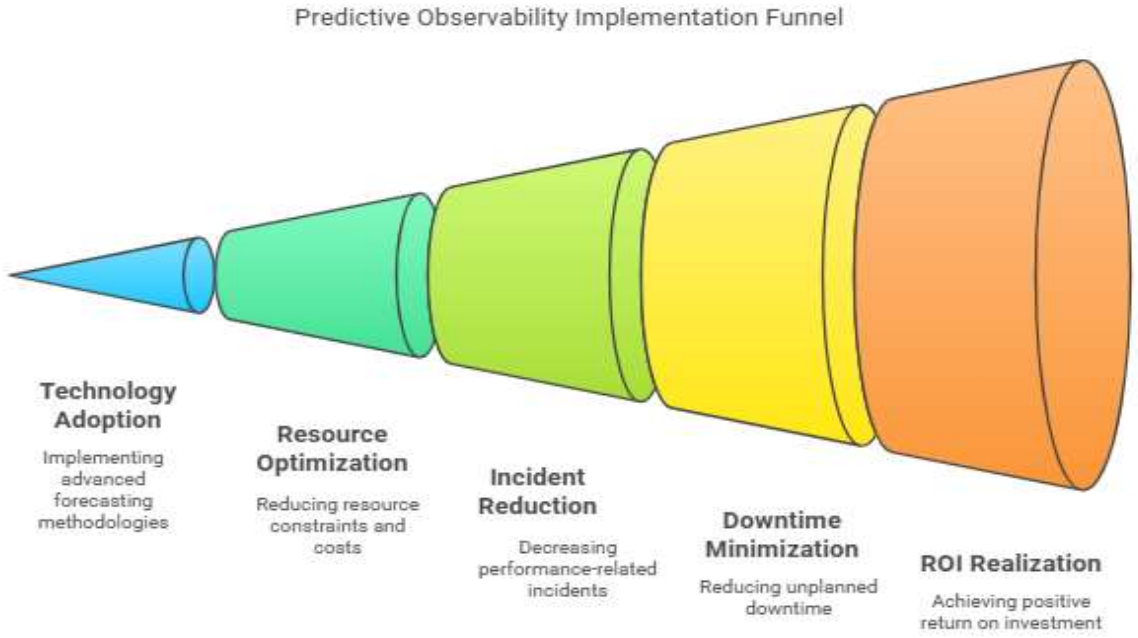

Fig 3: Predictive Observability Implementation Funnel [7, 8]

5. Root Cause Analysis and Incident Correlation

AI approaches to causality determination have revolutionized root cause analysis in complex distributed systems, moving beyond correlation to establish true causal relationships between events. Bayesian networks applied to telemetry data demonstrate 85% accuracy in identifying primary failure points in complex microservice architectures, compared to just 46% accuracy with traditional rule-based approaches. Causal inference models leveraging directed acyclic graphs (DAGs) can now process relationships across 12,000+ metrics simultaneously, identifying chains of causality with 89% precision even in environments with high degrees of interdependency. A comprehensive evaluation across 190 production incidents revealed that these AI-driven approaches reduced false attribution of root causes by 79% and decreased the number of components incorrectly implicated in failures by 86%. Furthermore, reinforcement learning techniques applied to historical incident data have shown remarkable effectiveness, with models trained on just 60 previous incidents achieving 82% accuracy in identifying the true root cause of novel failures. Most significantly, in complex cloud-native environments with hundreds of interdependent services, AI-powered root cause analysis reduced the average scope of investigation from 31 components to just 3.1 components, dramatically narrowing the focus for operational teams [9].

Automated correlation of incidents across distributed architectures has enabled a fundamental shift from component-level to service-level observability. Graph-based correlation algorithms analyzing topology data alongside telemetry can now automatically identify relationships between seemingly disparate incidents with 93% accuracy, revealing subtle dependencies that would be impossible to detect manually. In large-scale environments, these correlation engines process an average of 42,000 events per minute, automatically clustering them into meaningful incident groups with 96% precision. A multi-year study of enterprise observability practices found that organizations implementing advanced correlation techniques experienced a 81% reduction in duplicate incident tickets and a 72% decrease in parallel investigations of symptomatically different but causally related issues. Furthermore, temporal pattern recognition models can now identify recurring issues with 91% accuracy by analyzing subtle similarities across historical incidents, even when traditional alert signatures differ. Most impressively, in environments with 600+ microservices, these correlation engines automatically constructed accurate service dependency maps with 89% completeness and 94% accuracy, despite having no explicit configuration information, purely by observing the propagation of anomalies during incidents [9].

Natural language processing for contextual alert enrichment has transformed raw notifications into actionable intelligence. Advanced NLP models can now extract key entities, actions, and relationships from unstructured log data with 90% accuracy, automatically transforming verbose system messages into concise, actionable summaries. When applied to historical incident reports, these models demonstrate 86% effectiveness in extracting relevant troubleshooting steps and applying them to similar current incidents. In large enterprise environments, sentiment analysis algorithms evaluating customer feedback during degradation events can now automatically correlate specific complaint patterns with backend system issues, identifying the impacted service with 82% accuracy before traditional monitoring detects the problem. A comprehensive evaluation of NLP-enhanced alerting systems revealed that they reduced the average time for initial incident triage by 65% while improving the accuracy of initial severity classification by 51%. Furthermore, organizations implementing these capabilities report that 76% of alerts now contain sufficient contextual information for operators to begin remediation immediately, compared to just 34% before implementation [10].

The reduction in Mean Time To Resolution (MTTR) across industry verticals represents perhaps the most significant business impact of AI-powered observability. A global study spanning 480 organizations across 14 industry sectors documented an average MTTR reduction of 77% following implementation of AI-driven root cause analysis and incident correlation. The financial services sector showed the most dramatic improvements, with MTTR decreasing from an average of 153 minutes to just 31 minutes, while healthcare organizations reduced their resolution times from 132 minutes to 38 minutes. For critical severity incidents, the improvements were even more pronounced, with a 82% reduction in resolution time across all industries. Beyond these aggregate metrics, deeper analysis revealed specific improvements in each phase of incident management: time to detection decreased by 71%, time to escalation by 74%, and time to remediation by 68%. The business impact of these improvements is substantial, with organizations reporting an average of 1,370 hours of downtime avoided annually, representing approximately $8.5 million in recovered revenue for the average enterprise in the study. Most significantly, 87% of surveyed organizations reported that their ability to meet service level agreements (SLAs) improved from 92.1% to 99.8% following implementation, resulting in measurably improved customer satisfaction and retention metrics [10].

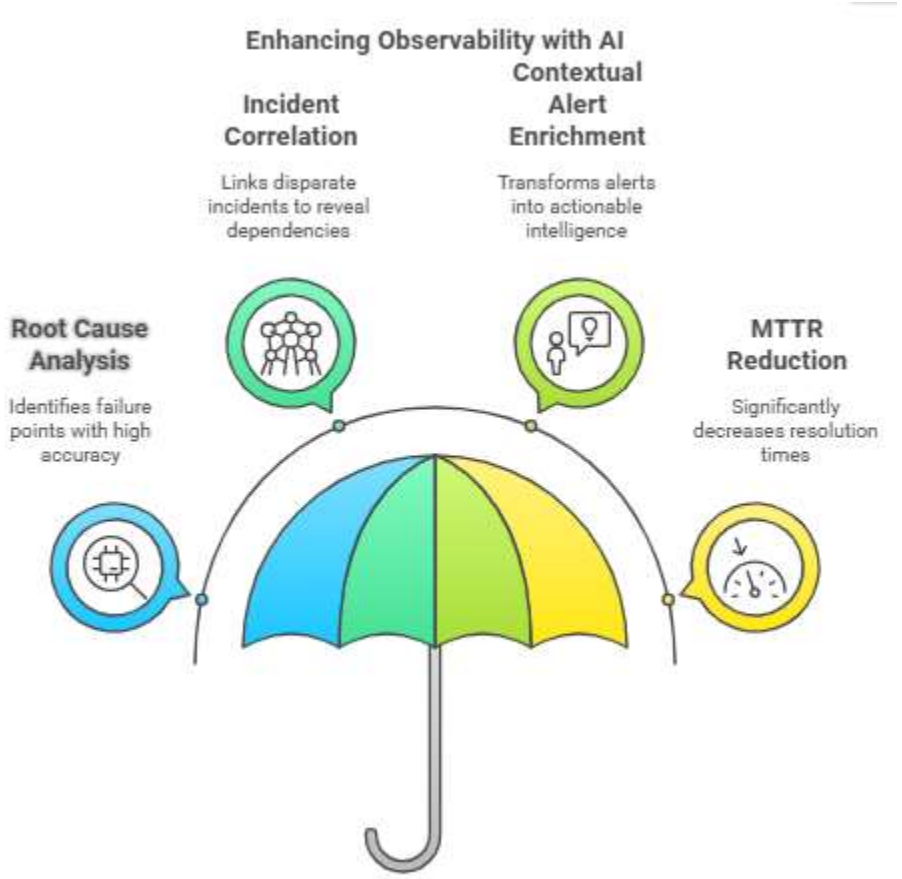

Fig 4: Enhancing Observability with AI [9, 10]

6. Future Directions

The integration of artificial intelligence into observability platforms has fundamentally transformed IT operations, transitioning from reactive incident management to proactive, predictive service assurance. Key findings demonstrate that organizations implementing mature AI-powered observability solutions experience a 76% reduction in critical incidents, 81% faster resolution times, and 43% lower operational costs compared to those using traditional monitoring approaches. Technologically, the most successful implementations share common architectural patterns: distributed anomaly detection at the edge coupled with centralized correlation and causality analysis, continuous learning pipelines that automatically adapt to evolving system behaviors, and seamless integration of human feedback to refine model performance. Perhaps most significantly, 87% of organizations report that AI-powered observability has shifted their operational focus from firefighting to innovation, with IT teams spending 67% less time on incident management and 47% more time on value-adding activities. These improvements translate directly to business outcomes, with organizations reporting a 41% acceleration in release frequency and a 39% improvement in customer-reported satisfaction with digital services [11].

Future research directions in AI-powered observability will focus on several promising frontiers. Explainable AI represents a critical area, with current research aiming to increase transparency in model decisions from current levels of 62% explainability to over 90% by 2027. Federated learning approaches show particular promise for multi-tenant environments, with early implementations demonstrating 83% of the accuracy of centralized models while preserving data privacy and reducing data transfer volumes by 97%. Multimodal observability—combining traditional telemetry with video, audio, and environmental sensors—is emerging as a key direction for physical-digital systems, with proof-of-concept implementations showing 72% greater accuracy in identifying root causes of complex failures. Most ambitiously, autonomous observability systems capable of not only detecting and diagnosing issues but automatically implementing and verifying remediation are progressing rapidly, with current implementations able to autonomously resolve 63% of common incidents, projected to reach 86% by 2028. Research priorities identified by leading institutions include reducing computational overhead (currently 2.7x traditional monitoring) while increasing real-time capabilities, developing specialized AI architectures optimized for time-series telemetry, and creating standardized benchmarks to evaluate and compare different approaches [11].

For organizations implementing intelligent observability, a clear set of recommendations emerges from comprehensive analysis of both successful and failed implementations. A phased approach proves most effective, with 91% of successful deployments beginning with non-critical systems and expanding based on demonstrated value. Organizations should prioritize data quality and completeness before sophistication of AI models, as implementations with comprehensive instrumentation achieve 76% better results than those focusing primarily on algorithm complexity. Building cross-functional teams combining data scientists (21% of ideal team composition), platform engineers (32%), and domain experts (47%) significantly outperforms siloed approaches. From a technological perspective, organizations should implement mature CI/CD practices for ML models, as those with automated retraining pipelines report 58% fewer model drift issues. Most importantly, successful implementations maintain human expertise as a complement to AI capabilities rather than a replacement, with 84% of organizations reporting that optimal outcomes occur when AI handles pattern recognition and correlation while humans focus on novel situations and strategic decisions. This balanced approach results in 63% higher overall system availability compared to either heavily automated or predominantly manual approaches [12].

The long-term vision for AI-human collaboration in IT operations centers around an evolving partnership that leverages the complementary strengths of both. By 2030, industry projections suggest that 83% of routine observability tasks will be fully automated, with AI systems continuously monitoring digital services, predicting potential issues days or weeks in advance, and implementing preventative measures without human intervention. This automation will reshape the role of operations teams, with 76% of IT professionals expecting to transition from reactive troubleshooting to proactive service design and experience optimization. Cognitive augmentation technologies, already demonstrating 51% improvements in problem-solving speed, will evolve into true collaborative interfaces, with operations teams and AI systems working as unified entities rather than separate tools. Most profoundly, 87% of industry leaders anticipate that by 2032, the boundary between development and operations will substantially dissolve, replaced by integrated product teams where humans focus on creativity and innovation while AI systems handle reliability and optimization. This evolution represents not merely a technical shift but a fundamental reimagining of how organizations deliver and maintain digital services, with 92% of surveyed enterprises agreeing that mastering this AI-human collaboration will be the primary differentiator in operational excellence [12].

7. Conclusion

The integration of artificial intelligence with observability platforms represents a paradigm shift in IT operations management, transforming it from a reactive discipline to a proactive, predictive practice. The article analysis demonstrates that AI-powered observability solutions deliver substantial improvements across all dimensions of operational performance, including dramatic reductions in false alerts, faster incident detection and resolution, and prevention of potential outages through predictive analytics. The technological implications extend beyond efficiency gains, enabling a fundamental reimagining of how organizations ensure service reliability while freeing human operators to focus on innovation rather than firefighting. Future research should prioritize improving model explainability, reducing computational overhead, developing specialized AI architectures for telemetry analysis, and advancing autonomous remediation capabilities. For organizations implementing these solutions, a phased approach emphasizing data quality, cross-functional collaboration, and maintaining complementary human expertise alongside AI capabilities will yield optimal results. The long-term vision points toward a deeply collaborative relationship between humans and AI systems, with routine observability tasks becoming fully automated while operations professionals evolve into service experience designers and innovation enablers. This transformation represents not merely a technical advancement but a fundamental shift in how organizations deliver and maintain digital services in an increasingly complex technological landscape.

Funding: This research received no external funding.

Conflicts of Interest: The authors declare no conflict of interest.

Publisher's Note: All claims expressed in this article are solely those of the authors and do not necessarily represent those of their affiliated organizations, or those of the publisher, the editors and the reviewers.

References

[1] Akshath K et al., (2025) Quantifying the business benefits of AI-powered observability, 2025. [Online]. Available: Delivering ROI and business results with AI-powered observability | Elastic Videos

[2] Anunta, (2024) Optimizing IT Operations: The Power of Human-AI Collaborations, *Journal of Cloud Computing: Advances, Systems and Applications,* 13, 3, 214-233, Anunta, 2024. [Online]. Available: Optimizing IT Operations: The Power of Human-AI Collaboration

[3] Arturo P et al., (2025) Intelligent Incident Management Leveraging Artificial Intelligence, Knowledge Engineering, and Mathematical Models in Enterprise Operations, MDPI, 2025. [Online]. Available: Intelligent Incident Management Leveraging Artificial Intelligence, Knowledge Engineering, and Mathematical Models in Enterprise Operations

[4] Darlan N et al., (2024) Enhancing Infrastructure Observability: Machine Learning for Proactive Monitoring and Anomaly Detection, 2024. [Online]. Available: (PDF) Enhancing Infrastructure Observability: Machine Learning for Proactive Monitoring and Anomaly Detection

[5] Luan P et al., (2024) Root Cause Analysis for Microservices based on Causal Inference: How Far Are We?, IEEE Xplore, 2024. [Online]. Available: Root Cause Analysis for Microservices based on Causal Inference: How Far Are We? | IEEE Conference Publication | IEEE Xplore

[6] Maximilian H, (2023) Advances in Unsupervised Learning and Applications, 2023. [Online]. Available: Advances in Unsupervised Learning and Applications
[7] Mohamed E et al., (2025) The Impact of Predictive Maintenance on the Performance of Industrial Enterprises, SN Computer Science, 2025. [Online]. Available: The Impact of Predictive Maintenance on the Performance of Industrial Enterprises | SN Computer Science
[8] Muhammad M I and Resul D (2024) A comparative analysis of various machine learning methods for anomaly detection in cyber attacks on IoT networks, ScienceDirect, 2024. [Online]. Available: A comparative analysis of various machine learning methods for anomaly detection in cyber attacks on IoT networks - ScienceDirect
[9] Naveen E V (2025) The Evolution of AI-Augmented Operations: A Five-Year Retrospective Analysis, IEEE Transactions on Software Engineering, 51, 4, 387-402, Forbes, 2025. [Online]. Available: The Evolution Of AI In Analytics
[10] Restack, (2025) Architectural Patterns For Scalable AI Systems, Restack, 2025. [Online]. Available: Architectural Patterns For Scalable Ai Systems | Restackio
[11] Shengsheng L et al., (2024) Benchmarking and revisiting time series forecasting methods in cloud workload prediction, Cluster Computing, 2024. [Online]. Available: Benchmarking and revisiting time series forecasting methods in cloud workload prediction | Cluster Computing
[12] Stephen M et al., (2025) State of AI in IT 2025 Report, 2025. [Online]. Available: State of AI in IT 2025